

INSTRUCTIONS FOR USING YOUR TIKET

Using Tikebit is very simple, in just a few simple steps you have your cryptocurrencies...



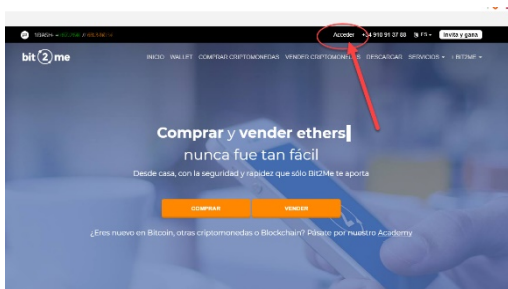
Step 1.- Purchase your Tikebit ticket at Mesón Galea

Available values: 20, 50, 80, 100, 150, 200, 250, 300 or 400 euros.

Step 2.- Go to Bit2Me to redeem your ticket.

If you don't have a **Bit2Me** account to redeem your code, the first thing you need to do is create a <https://mesongalea.com/bit2me>

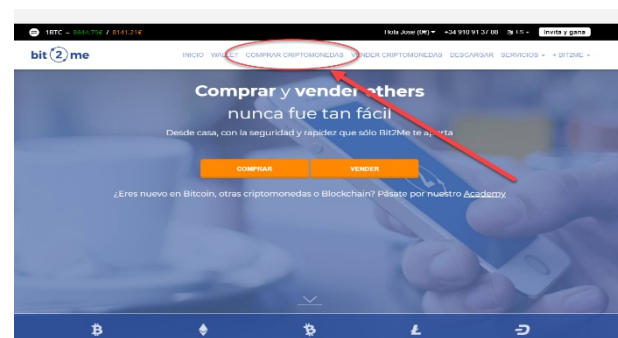
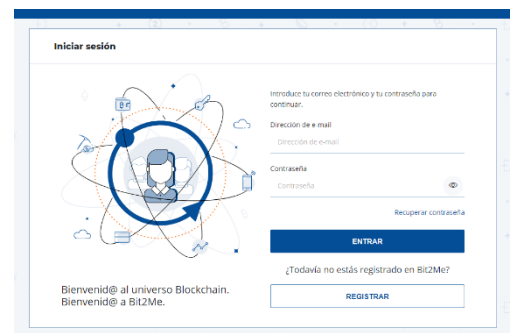
(Registering with Bit2Me will only have to be done the first time you are going to redeem your code, the following times you will simply have to identify yourself in your account with your username and password to redeem the ticket).



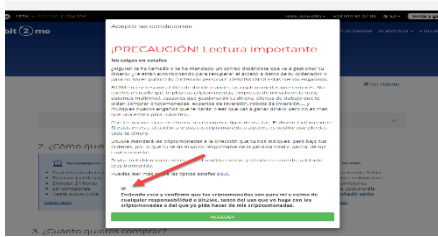
Once on the **Bit2Me** page click On Access

If you do not have an account, click on the **"Register"** button and complete the registration details.

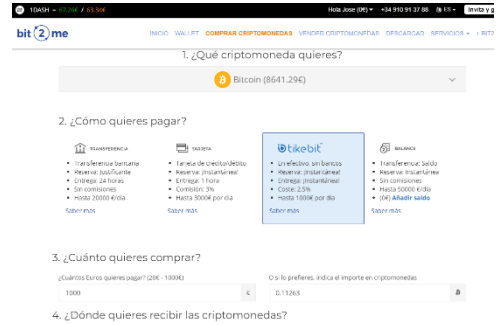
If you already have an account, simply enter your username and password and press **"Enter"**.



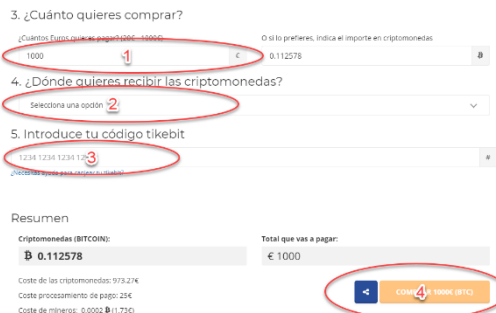
Once inside **Bit2Me** click on **"Buy Cryptocurrencies"**.



You have to check the box to indicate that you have read the message that warns about fraud and cryptocurrency scams, once you check the box the green button appears below, you click on it and you are done.



Select the **Tikebit** option because what you're going to do is redeem the code you purchased.



And underneath it put:

- 1: Amount of the Ticket you have purchased.
- 2: The Wallet address where you want cryptocurrencies to be sent to you. (If you don't have a wallet, you can create it in **Bit2Me**)*.
- 3: Enter the Ticket code.
- 4: Press the button and you're done.

*If you do not have your own Wallet (wallet) and you want to have your cryptocurrencies guarded in **Bit2Me** choose in point 2 the option "**New Wallet of Bit2Me Wallet**", this will lead you to create a wallet in which to store your cryptocurrencies free of charge.

Important:

- 1.- The ticket you buy from **Tikebit** at **Mesón Galea** can be redeemed for any of the cryptocurrencies available on **Bit2Me**, not only for **Bitcoin**, you can redeem it for **Bitcoin, Ethereum, Litecoin, Bitcoin Cash** or **Dash**, you buy the ticket for the amount you want and you can choose which cryptocurrency you want to buy.
- 2.- You have 1 year to redeem the ticket you purchase, you have no obligation to do so at the time you buy it, this is very good because you can use the ticket's to give them to other people or to store them and take advantage of the value swings of the cryptocurrencies.
- 3.- In case of loss or theft of your ticket you have 7 days from the time of purchase to cancel it, from 7 days has a financial penalty the cancellation of the ticket.
- 4.- If you have any questions or need help creating your Bit2Me account you can call +34 655 404 502 and we make an appointment to help you create your account and redeem your first ticket.
- 5.- You can create your personal savings plan in cryptocurrencies by buying a small amount every week, in this way you will have an exceptional personal savings system.
- 6.- You can sell your cryptocurrencies at any time you want also from Bit2Me by receiving the money in your bank account or taking cash from the ATM.
- 7.- If you want to buy over 20,000 euros, give us a call and we will manage it with a personal agent.